

The letters are all the same in both the figure and the table.

You can choose as follows.

1. Uppercase only the first letter and all lowercase letters.

2. Capital letters

* not use dot last name of figure/table

Case 1: name of the figure with 1 line.

Spacing before figure
24 pt



Spacing 24 pt

Figure 2.1 'Nam Dok Mai Si Thong' (Golden Variety) Mangoes

Set Center

Case 2: name of the figure with 2 lines and more.

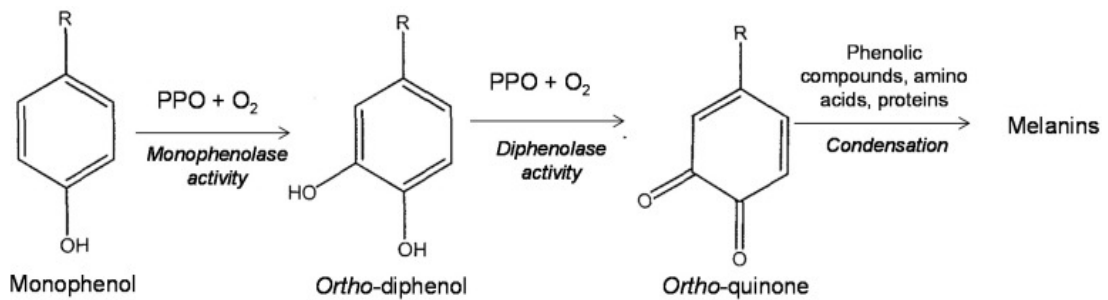
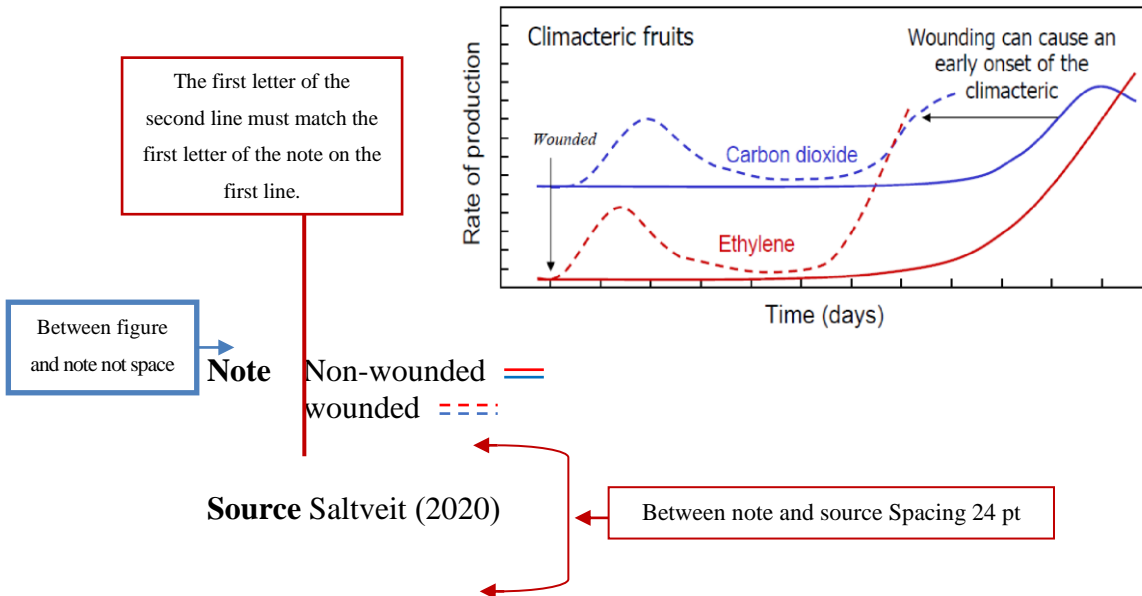


Figure 2.3 Polyphenol Oxidase (PPO) Pathway Producing Browning Pigments in
Plant Tissues

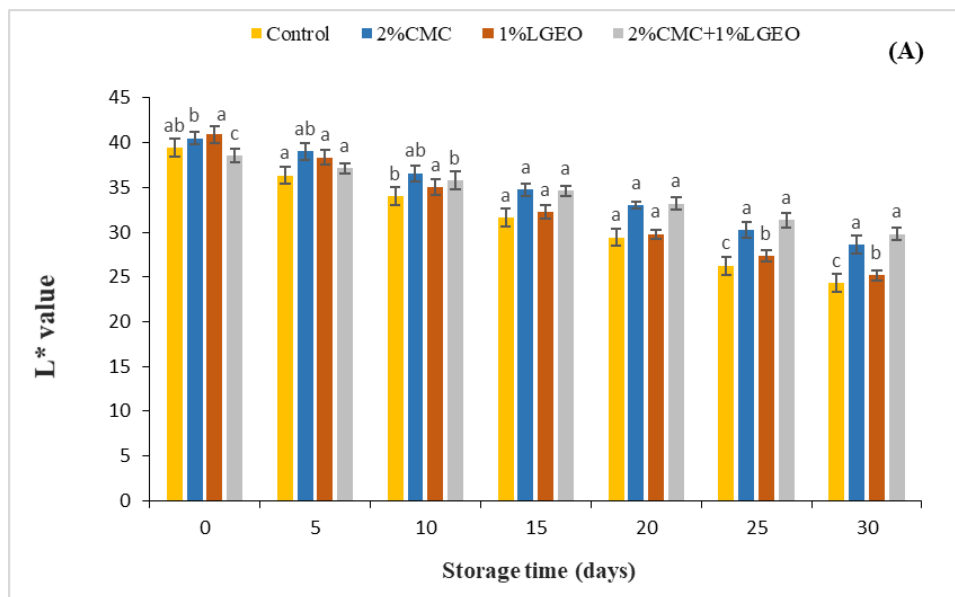
The first letter of the second line must match
the first letter of the name on the first line.

distributed

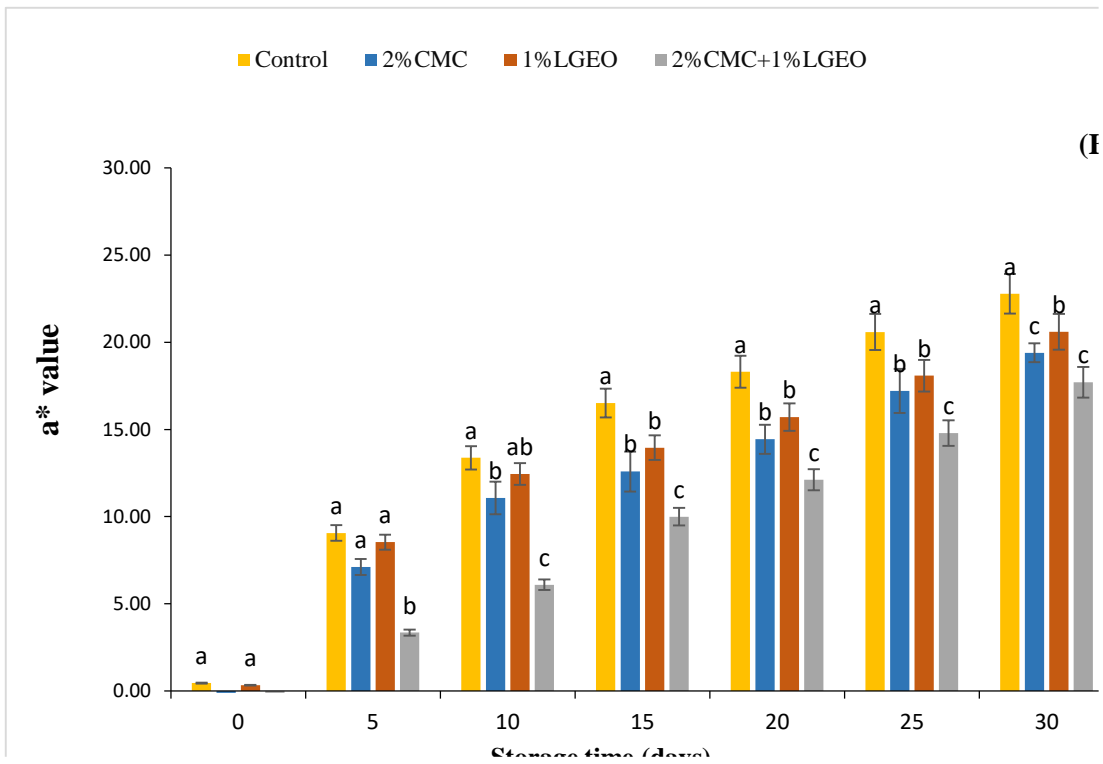
Case 3: with notes and source.



Case 4: Figure continued.



Put the name of the figure on the first page of the figure



(F)

If you have notes and source, put them in the last page of the figure.

Figure 4.3 (continued)

In the next picture, use the word (continued) in the next picture and set center

Sorting pattern

Spacing 24 pt

Figure (set center)

Note

Spacing 24 pt

Source

Spacing 24 pt

Figure No. Name of figure Align left. If have 1 line set center

Spacing 24 pt